

RESEARCH DEPARTMENT

KILKEEL V.H.F. RELAY STATION : SUMMARY OF INSTALLATION

Technological Report No. RA-2/6
UDC 621.396.712 1967/44

This Report is the property of the British Broadcasting Corporation and may not be reproduced in any form without the written permission of the Corporation.

This Report uses SI units in accordance with B.S. document PD 5686.

R.D.C. Thoday, A.M.I.E.R.E.

J Page
for Head of Research Department

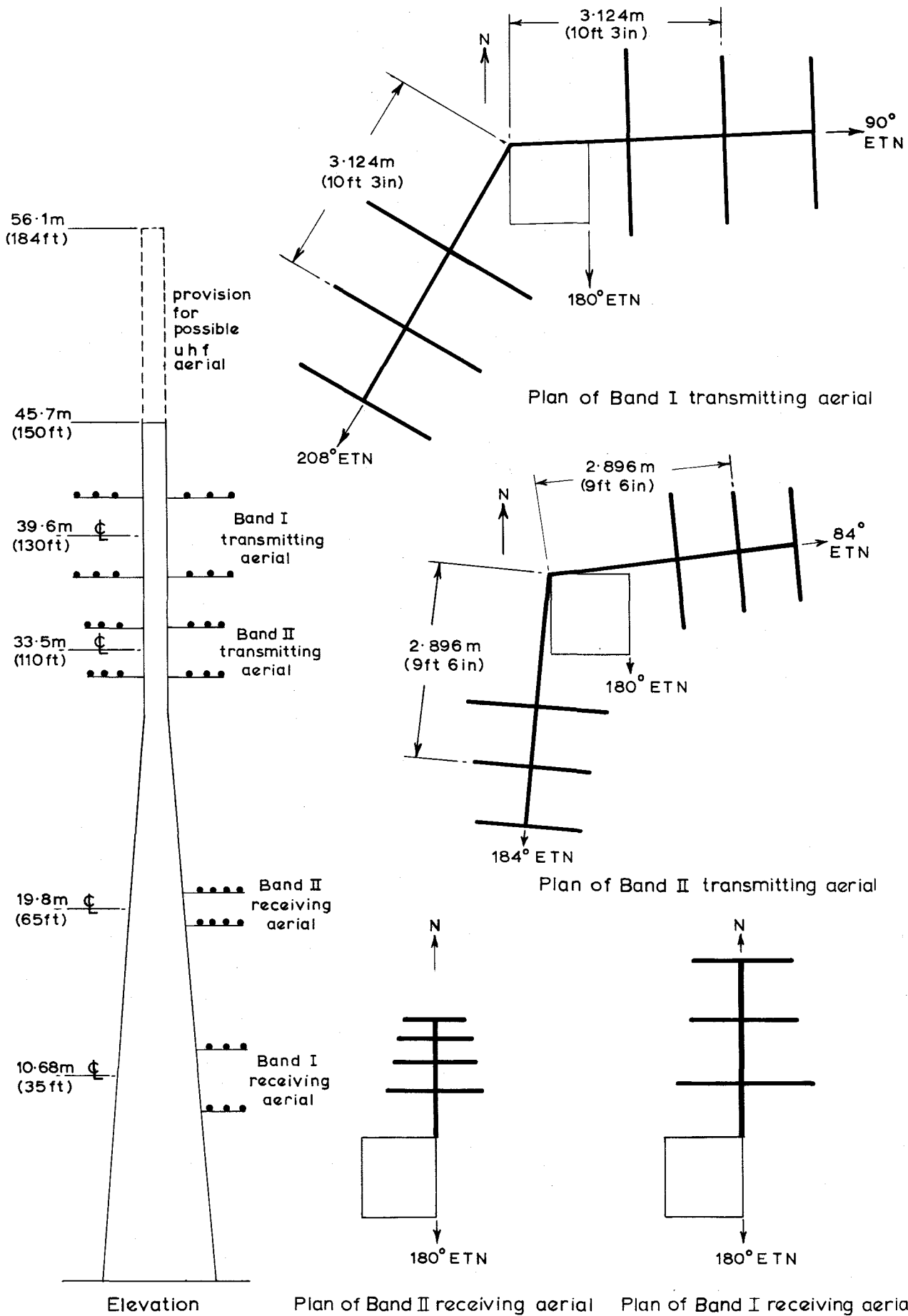


Fig. 1. General arrangement of aerials on tower

V.H.F. RELAY STATIONS : SUMMARY OF INSTALLATION
TELEVISION

NAME: **KILKEEL**

SERVICE TRANSMISSIONS COMMENCED: **20th March 1967**

SITE DATA

LOCATION: **Approximately 4km (2.5 miles)
north-west of Kilkeel**

GRID REFERENCE: **J281180**

HEIGHT, A.O.D.: **253.6m (832 ft)**

SUPPORT STRUCTURE

TYPE: **Self-supporting tower**

OVERALL HEIGHT: **45.7m (150 ft)**

GENERAL ARRANGEMENT

FIGURE: **1**

FREQUENCIES

BAND: **I**

CHANNEL: **3**

VISION CARRIER OFFSET: **+37.125 kHz**

SOUND CARRIER OFFSET: **+37.125 kHz**

TRANSMITTER

POWER: **10 W (Translator)**

NOTES:

TRANSMITTING AERIAL

DESCRIPTION: **Two horizontal three-
element Yagis per tier**

NUMBER OF TIERS: **2**

MEAN HEIGHT: **39.6m (130 ft)**

FEEDERS

TRANSMITTING: **T 3320**

RADIATION CHARACTERISTICS

POLARIZATION: **Horizontal**

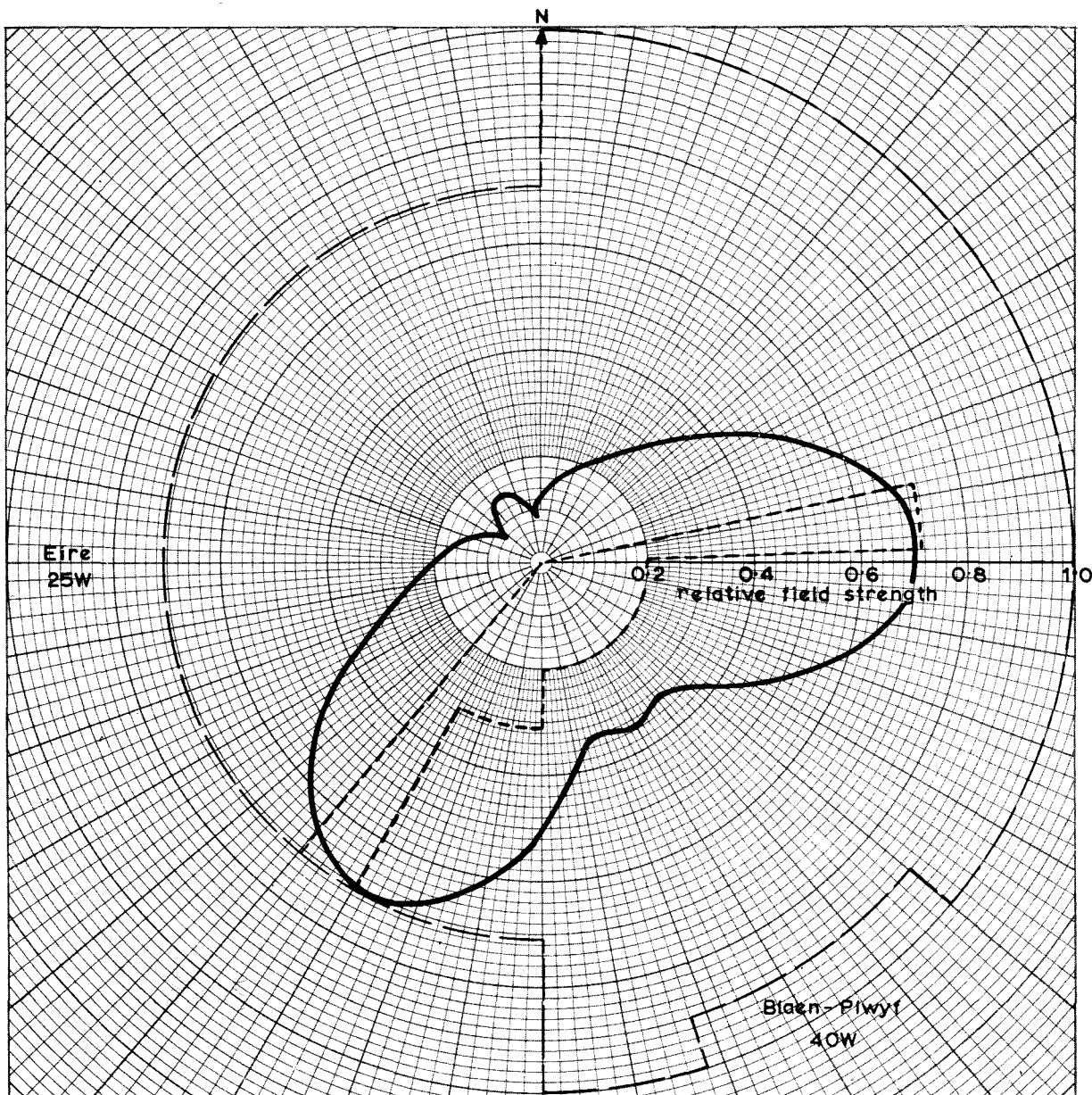
MEAN E.R.P.: **8.9 W**

MAXIMUM E.R.P.: **24.7 W**

H.R.P.: **Fig. 2**

PROGRAMME SOURCE

PARENT: **Divis**
Obtained by direct reception



KILKEEL

Fig.2. Band I templet and horizontal radiation pattern

————— Maximum permissible E.R.P.

----- Minimum desirable E.R.P.

Unit field corresponds to an E.R.P. of 50W

V.H.F. RELAY STATIONS : SUMMARY OF INSTALLATION
SOUND

NAME: **Kilkeel**

SERVICE TRANSMISSIONS COMMENCED: **20th March 1967**

BAND II FREQUENCIES

LIGHT: **88.8 MHz**

THIRD: **91.0 MHz**

HOME: **93.2 MHz**

RADIATION CHARACTERISTICS

POLARIZATION: **Horizontal**

MEAN E.R.P.: **7.8 W**

MAXIMUM E.R.P.: **19.4 W**

TRANSMITTER

POWER: **10 W (Translator)**

H.R.P.: **Fig. 3**

TRANSMITTING AERIAL

DESCRIPTION: **Two horizontal three-element
Yagis per tier**

NUMBER OF TIERS: **2**

MEAN HEIGHT: **33.5 m (110 ft)**

PROGRAMME SOURCE

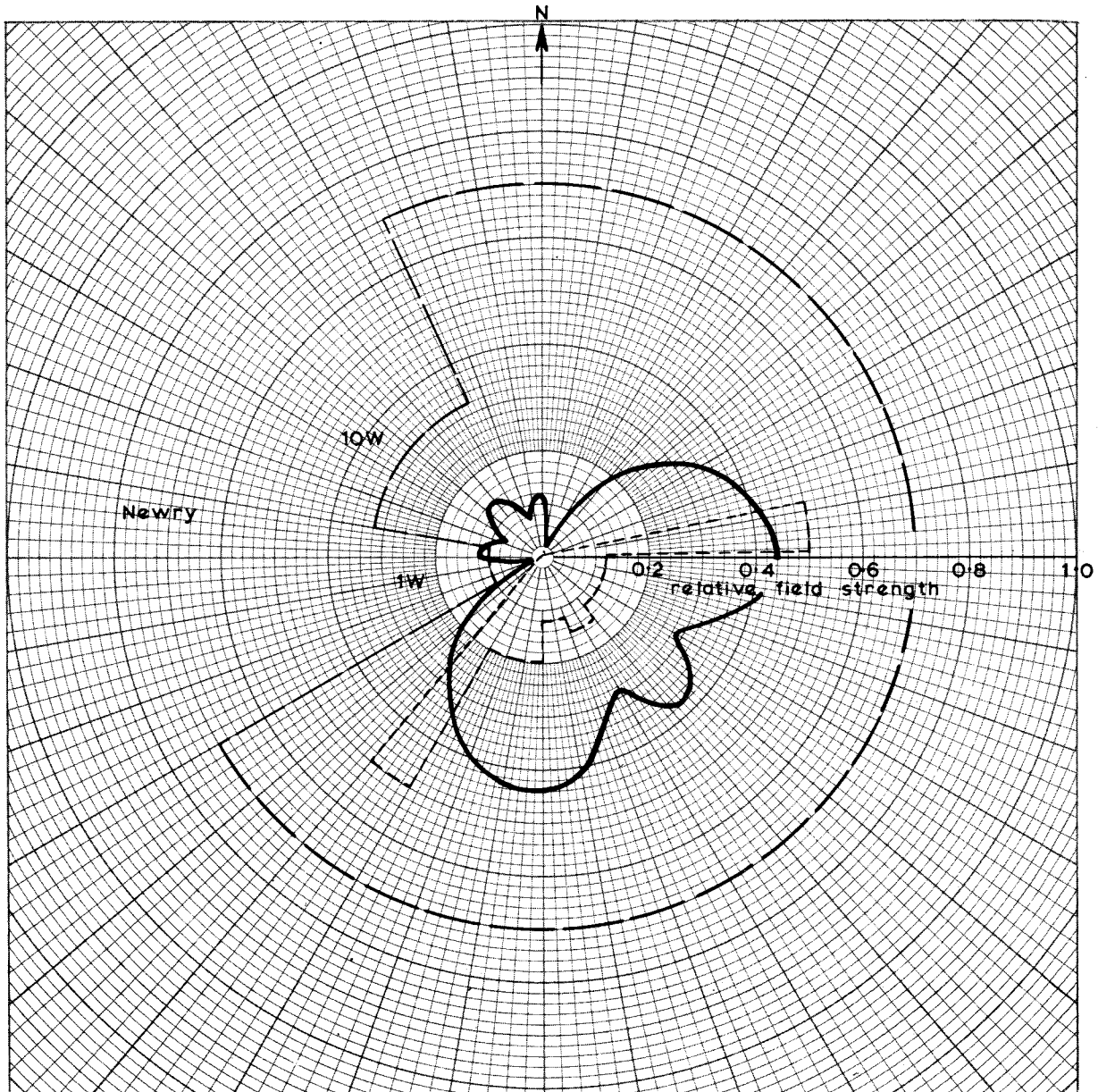
PARENT: **Divis**
Obtained by direct reception

FEEDERS

TRANSMITTING: **T 3320**

NOTES:

- Detailed information is given on the following drawings held by BBC Transmitter Planning and Installation Department:
P.I.D. 6047.2.160A4 **Masts General : Kilkeel-Tower and Aerials - Outlines and orientations**
P.I.D. 8732.2.4A2 **Band I Yagi, Type 353P**
P.I.D. 8732.2.7A2 **Band II Yagi, Type 353P**
P.I.D. 8732.2.5A2 **Band II Yagi, Type 453P**



KILKEEL

Fig 3. Band II templet and horizontal radiation pattern

————— Maximum permissible E.R.P.

----- Minimum desirable E.R.P.

Unit field corresponds to an E.R.P. of 100W